

Directions for entering course selections in SIS StudentVUE



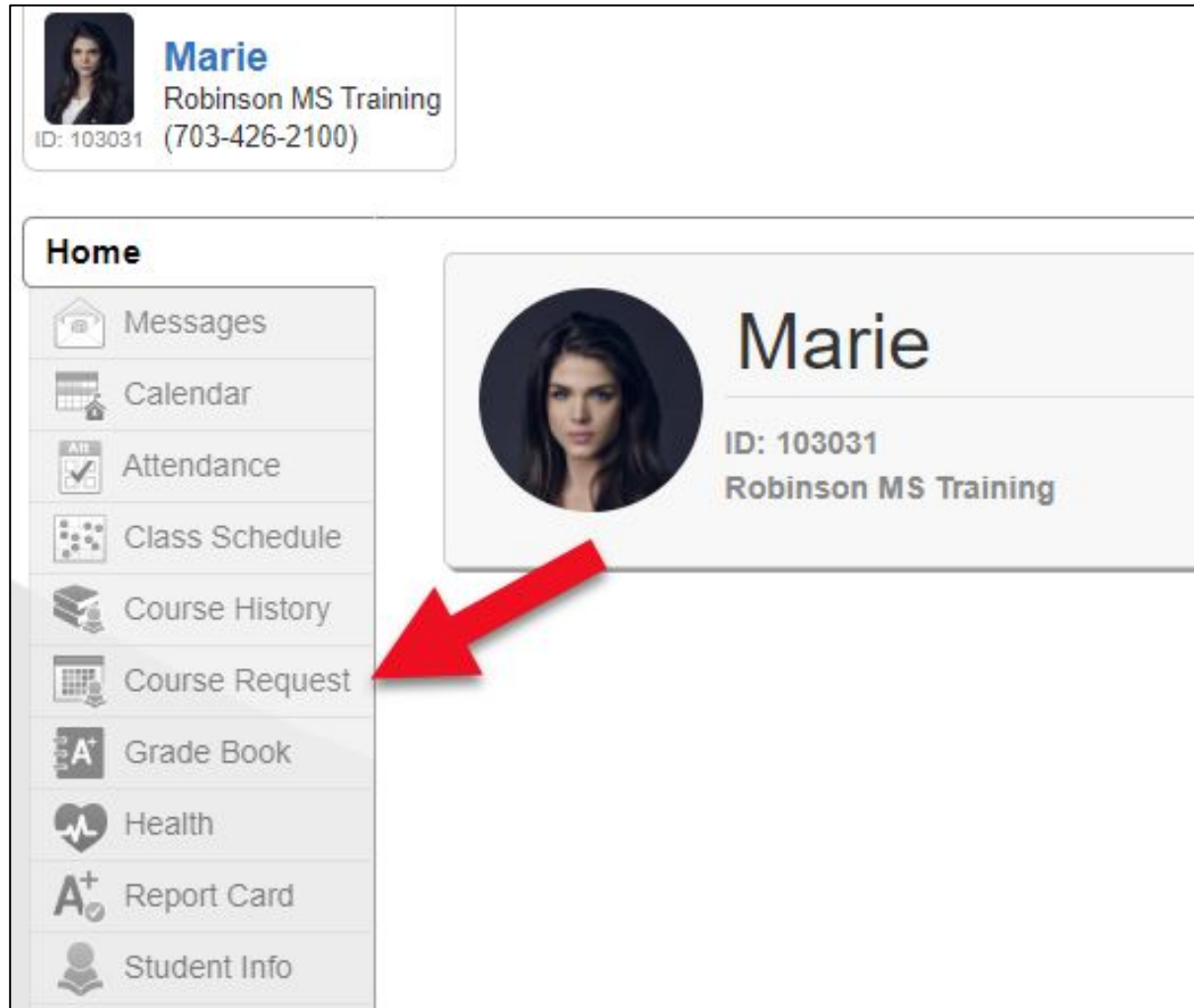
STEP 1: Login to SIS StudentVUE

https://sisstudent.fcps.edu/SVUE/Login_Student_PXP_OVR.aspx



The image shows a screenshot of a web browser displaying the login page for SIS StudentVUE. The page has a blue header with the word "Login" in white. Below the header, there are two input fields: "Username:" followed by a white text box, and "Password:" followed by a white text box. Below these fields is a blue button with the text "Login" in white. At the bottom of the form area, there are two links: "Forgot Password" and "Change Password", both in blue text.

STEP 2: Click on “Course Request”



The screenshot displays a student portal interface. At the top left, there is a user profile card for Marie, Robinson MS Training, with ID: 103031 and phone number (703-426-2100). Below this is a 'Home' section with a navigation menu on the left. The menu items are: Messages, Calendar, Attendance, Class Schedule, Course History, Course Request, Grade Book, Health, Report Card, and Student Info. A red arrow points to the 'Course Request' item in the menu. To the right of the menu is a larger user profile card for Marie, Robinson MS Training, with ID: 103031.

Marie
Robinson MS Training
ID: 103031 (703-426-2100)

Home

- Messages
- Calendar
- Attendance
- Class Schedule
- Course History
- Course Request
- Grade Book
- Health
- Report Card
- Student Info

Marie
ID: 103031
Robinson MS Training

STEP 3: Click the blue box that says “Click here to change course requests”

Robinson MS Training
ID: 103031 (703-426-2100)

- Home
- Messages
- Calendar
- Attendance
- Class Schedule
- Course History
- Course Request**
- Grade Book
- Health
- Report Card
- Student Info
- FCPS Links
- Test History

COURSE REQUEST

Welcome to the District's online course request selection website!

Robinson MS Training (703-426-2100)
2021-2022 School Year, Grade: 08

[Click here to change course requests](#)

Selected Course

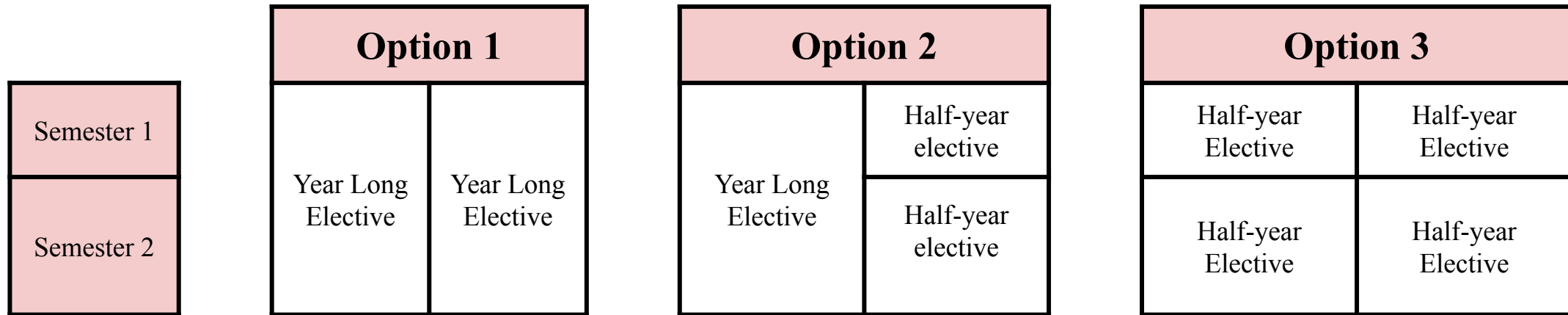
Ln	Course ID	Course Title	Department
▶ 1	720033	Health & PE 8	Health & PE
▶ 2	720034	Health & PE 8	Health & PE

STEP 4: Search for your **4 core classes** using the **course ID codes** from your course selection Google form responses and click **“Add Request”**

Selected Course Requests						
Action	Ln	Course ID	Course Title	Department	Elective	
▸ <input type="button" value="✕ Remove"/>	1	720033	Health & PE 8	Health & PE		
▸ <input type="button" value="✕ Remove"/>	2	720034	Health & PE 8	Health & PE		
						Total

Search Courses						
Action	Ln	Course ID	Course Title	Department		
<input type="button" value="Add Request"/> <input type="button" value="Add Alternate"/>				(All)		
▸ <input type="button" value="+ Add Request"/> <input type="button" value="* Add Alternate"/>	1	110800	Reading 8	English		
▸ <input type="button" value="+ Add Request"/> <input type="button" value="* Add Alternate"/>	2	110832	Reading 8	English		

STEP 5: Search for your **top** elective classes using the **course ID codes** from your course selection Google form responses and click **“Add Request”**

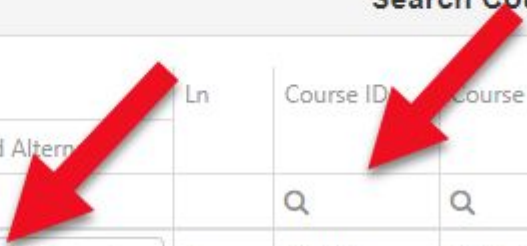


Remember, you will click “add request” for 2, 3 or 4 elective classes in the course request section depending on the elective options you choose.
You can choose 2 year-long classes, 1 year-long and 2 half-year classes, or 4 half-year classes.

STEP 6: Search for your 4 **backup** elective classes using the **course ID codes** from your course selection Google form responses and click **“Add Alternate”**


Selected Course Requests						
Action	Ln	Course ID	Course Title	Department	Elective	
▸ <input type="button" value="✕ Remove"/>	1	720033	Health & PE 8	Health & PE		
▸ <input type="button" value="✕ Remove"/>	2	720034	Health & PE 8	Health & PE		
						Total

Search Courses						
Action	Ln	Course ID	Course Title	Department		
<input type="button" value="Add Request"/>	<input type="button" value="Add Alternate"/>			(All)		
▸ <input type="button" value="+ Add Request"/>		Q	Q			
▸ <input type="button" value="+ Add Request"/>	1	110800	Reading 8	English		
▸ <input type="button" value="+ Add Request"/>	2	110832	Reading 8	English		



STEP 7: Click on the white box that says “Click here to return to course request summary”


ndar
dance
s Schedule
se History
Course Request
e Book
th
ort Card
ent Info
S Links
History

 To make a course request, search for a class below. To help narrow your search, you can filter by school's Student Services team will approve all selections.

Robinson MS Training (720-426-2100)
2021-2022 School Year **Grade: 08**

[Click here to return to course request summary](#)

Selected Courses

Action	Ln	Course ID	Course Title
 Remove	1	720033	Health & PE 8

STEP 8: Review your course requests.

Check that you have the following:

Selected Course Requests section:

- 4 core classes
- 2 PE classes
- your top 2, 3 or 4 elective classes

Selected Alternate Course Request section:

- at least 4 backup elective classes

Sample Completed Course SIS Requests

est

[Click here to change course requests](#)

Selected Course Requests						
Ln	Course ID	Course Title	Department	Elective	Credit	Co
▶ 1	112036	English 8 HN	English		0.000	
▶ 2	235700	Civics 8	Social Studies		0.000	
▶ 3	313000	Algebra 1	Mathematics		1.000	
▶ 4	412500	Invest Matter/Ener	Science		0.000	
▶ 5	551000	Spanish 1	World Languages		1.000	
▶ 6	720033	Health & PE 8	Health & PE		0.000	Cu
▶ 7	720034	Health & PE 8	Health & PE		0.000	Cu
▶ 8	910532	Art Foundations	Fine Arts: Visual Arts	Yes	0.000	
▶ 9	910632	3D Art Exploration	Fine Arts: Visual Arts	Yes	0.000	
Total					2.000	

Selected Alternate Course Requests						
Ln	Course ID	Course Title	Department	Elective	Credit	Co
▶ 1	139067	Theatre Arts Appr	Fine Arts: Theatre Arts	Yes	0.000	
▶ 2	660932	Computer Solutions	Business & IT	Yes	0.000	
▶ 3	846432	Engr Des&Model 7	Technology Education	Yes	0.000	
▶ 4	926010	Beginning Chorus	Fine Arts: Music	Yes	0.000	
▶ 5	616032	Coding & InnovTech	Business & IT	Yes	0.000	Cu
Total					0.000	